
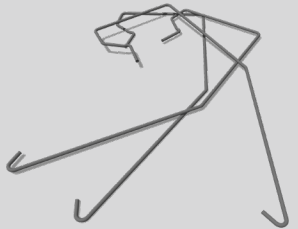


ICF Construction Accessories



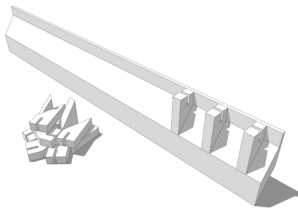
Alleguard - Brick Ledge Reinforcer

The brick ledge reinforcer is an engineered ICF brick ledge reinforcement system that is designed to replace conventional rebar in brick ledge forms. It is a single, pre-assembled, 4' (1.2m) long deformed welded wire reinforcement piece that is placed directly into Amvic™ brick ledge ICF. It is compatible with the R22 ICF brick ledge forms in both 6" (152mm) and 8" (203mm), the R30 6" (152mm) brick ledge and the fabricated brick ledge extensions (for both R22 and R30 ICF). Once placed in the ICF form, the brick ledge reinforcer does not need to be lapped or tied to each other.



Alleguard - HV Hooks

HV Hooks are an all-in-one metal wire clip designed to replace conventional nylon cable ties in ICF construction. The hook is designed with seven bends to provide it with simultaneous horizontal and vertical locking capacity. They are available in two sizes; HV22 for R22 ICF [6" (152mm) web spacing] and HV30 for the R30 forms [8" (203mm) web spacing].



Alleguard - Brick Ledge Extension

The Brick Ledge Extension is designed to support masonry veneer exterior finishes where using a specialty brick ledge ICF block is not possible. It is made from high density EPS and is compatible with Amvic™ R22 and R30 blocks in all core sizes. It can be installed at any height of an ICF wall. It comes fully dismantled in compact packaging to save space and cost during shipping. Each kit contains one ledge (8' (2.4m)) and either 12 (for R30 ICF) or 16 (for R22 ICF) rebar holders



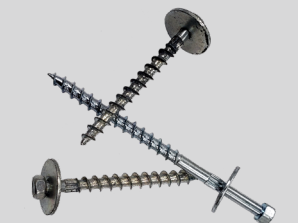
Alleguard - Screws and Washers

Assembled fasteners are used to attach Brick Ledge Extensions to ICF blocks. The R22 Brick Ledge Extension requires x16 4" (102mm) screws, x16 6" (152mm) screws and x32 washers. The R30 Brick Ledge Extension requires x12 4" (102mm) screws, x12 6" (152mm) screws and x24 washers. Each site assembled fastener is comprised of either a long or a short screw with a 2" (51mm) washer. The longer fasteners are installed at the top and the shorter ones are the bottom.




Alleguard - Zip Ties

Alleguard's heavy duty zip ties have a tensile rating of 175lbf (79.38kgf) and offer a cost-effective method for quick and easy securement of ICF blocks together, either in a vertical or horizontal configuration. Each bag contains 50 black nylon ties that are UV stable and can be used for interior and exterior applications. The ties come in two lengths, 36" (0.9m) for R22 ICF and 48" (1.2m) lengths for R30 ICF. The cables ties should not be installed in temperatures below -4°F (-20°C).



Alleguard - ICF Screws

Alleguard's ICF screws are hardened and galvanized to offers superior all-weather performance and durability. The coarse thread works well with the plastic ICF webs with increased holding capacity and pullout strength. The combination of the hex head and the loose washer makes for a quick and easy screw removal. In addition, the loose washer prevents screws from being recessed into lumber when fastening to the web of an ICF form. Available in 2" (51mm) or 3" (76mm) lengths.




Simpson Strong-Tie - ICFVL6

The ICFVL6 connector system by Simpson Strong-Tie is an engineered floor mounting system for ICF construction. It is designed to provide both vertical and lateral in-plane performance. The system replaces the need for traditional anchor bolts with better on-center spacing, faster and easier installation and no protrusions. The system is composed of two primary components, ICFVL6 (base plate) and ICFVL-W (for two-by lumber) or ICFVL-CW (for 1-3/4" (44.5mm) LVL).



armtec - Platon Foundation Wrap

Platon is a durable, dimpled high-density polyethylene (HDPE) membrane for below grade foundation walls that can be installed in any weather condition. If any moisture does find its way past the membrane, it is carried to the foundation drain by the provided 1/4" (6mm) air gap. Product is available in three roll sizes; 5'-5" x 65.5' covering 355ft² (33m²), 6'-9.5" x 65.5' covering 445ft² (41.3m²), and 8' x 65.5' covering 525ft² (48.8m²).




Plumwall - ICF Bracing System

Plumwall provides a complete bracing system for ICF construction for quick, accurate and professional installations. The unique one-man alignment control is located at the platform level making it ideal for adjustments of freshly poured concrete. This highly durable and flexible system can be configured for tall wall applications and is available in either All-In-One or 3-Piece configurations. Typical brace sizes are 10' (3m) and 12' (3.7m) heights with other sizes being available through special order.



DuROCK - B2000

B2000 is an acrylic-modified cementitious dry mix base coat designed for use over Expanded Polystyrene (EPS) or Insulated Concrete Forms (ICF). It forms a strong but flexible crack resistant base coat that is intended for use on the exterior, above grade portion of ICF foundation walls. It has high flexural and bond strength, is vapor permeable, with low water absorption and excellent freeze-thaw resistance. Comes in 50lb (22.7 kg) bags and covers approximately 80ft² (7.5 m²).



DuROCK - Reinforcing Fiberglass Mesh

DuRock's Fiberglass Mesh is a 5oz high impact alkali-resistant fiberglass mesh designed to be used with B2000 parging base coat. Provides increased flexural strength to the base coat while improving the bond to the substrate. It is available in rolls of 39" x 144' (1 x 44m).



SOPREMA - Elastocol Stick H2O

Elastocol Stick H2O is a single component water based primer designed to be used in conjunction with self-adhering waterproofing membranes on most substrates. It is an excellent choice when the use of solvent based primer is not recommended. Can be applied with either a brush, spray gun or a roller in temperatures as low as 25°F (-4°C). Each pail can cover 1023ft² (95m²) of wall.



SOPREMA - Colphene ICF

Colphene ICF is a self-adhering waterproofing membrane composed of SBS modified bitumen and silicone release film. The membrane is designed to be used for either waterproofing or damp proofing for below grade ICF foundation walls. It can be installed with or without primer over clean and dry ICF walls. It comes in rolls of 36" x 75' (0.9 x 22.9m). Each roll can cover an area of 224ft² (20.8m²) of wall. Colphene ICF is available in two grades, summer and winter, with application temperatures of 50-122°F (10-50°C) and 14-104°F (-10-40°C) respectively.